



District Report Card: 2017


State: Jharkhand	District: Deoghar
Class: 3	Subject: Language
Schools: 61	Students: 1082


Participation/Coverage


Students

GENDER 	Boys		Girls	
	Number	%	Number	%
	515	47.60	567	52.40

AREA 	Rural		Urban	
	Number	%	Number	%
	957	88.45	125	11.55

CATEGORY 	SC		ST		OBC		GEN	
	Number	%	Number	%	Number	%	Number	%
	227	20.98	58	5.36	727	67.19	70	6.47

CWSN 	LD	VI	HI	S&LD	ID	Oth
	1	1	0	6	4	10

Management 	Government		Government-aided	
	Number	%	Number	%
	1082	100.00	0	0.00

Average Performance of Students in Language (%)

Overall	Gender		Area		Management		Social Group			
	Male	Female	Rural	Urban	Govt.	Aided	SC	ST	OBC	GEN
72.13	72.48	71.82	72.25	71.20	72.13	0.00	70.37	66.21	73.26	71.05

Performance on Learning Outcomes (LOs)

Learning Outcomes	Description	Average Performance(%)
L304	Reads small texts with comprehension i.e., identifies main ideas, details, sequence and draws conclusions	72.77
L312	Reads printed scripts on the classroom walls: poems, posters, charts etc.	70.85

Range of Performance of Students who Answered Correctly							
Below 30%		30% - 50%		50% - 75%		Above 75%	
Number	%	Number	%	Number	%	Number	%
62	5.73	136	12.57	329	30.41	555	51.29

Lowest Performing Learning Outcomes (LOs)

- 1 - Reads printed scripts on the classroom walls: poems, posters, charts etc. (70.85)
- 2 - Reads small texts with comprehension i.e., identifies main ideas, details, sequence and draws conclusions (72.77)